

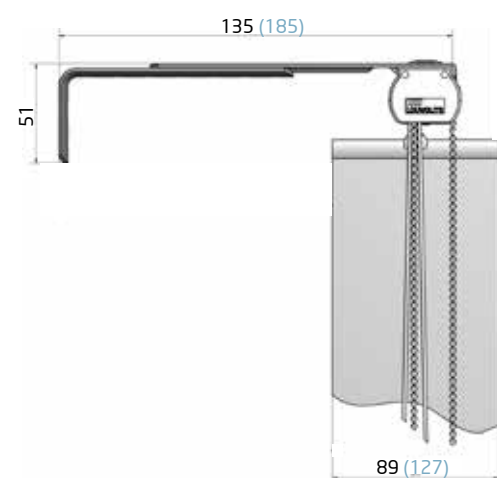
Slimline Vogue® Bracket Dimensions

Key
89mm Louvre Dimensions
127mm Louvre Dimensions

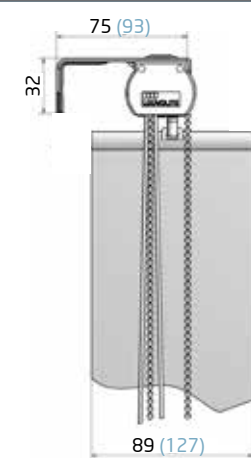
Face Fix Brackets



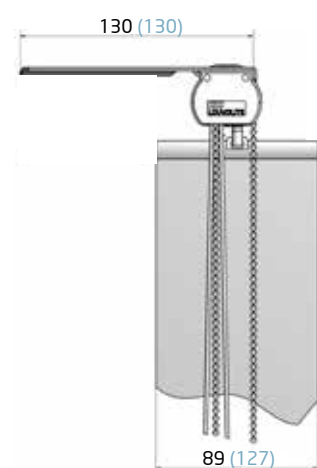
Adjustable Face Fix Brackets



Shallow Frame Face Fix Brackets



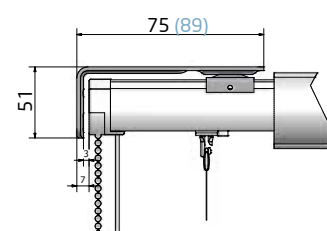
Extension Top Fix Brackets




Top Fix Brackets (screw)



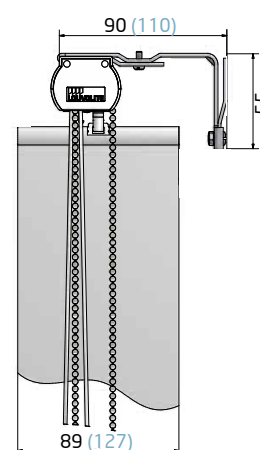
Side Fix Brackets



Top Fix Brackets (spring)




Pelmet Brackets



Louvolite Slimline Vogue® vertical blind system

Hardware specification



Vertical Blinds should be manufactured using the Louvolite Slimline® Vogue System with aluminium headrail 38.5mm x 28mm and include Louvolite carrier trucks with UV stabilised self-aligning hooks. The operating chain should be No 6 size metal to ensure reliable performance. The brackets used should be made from mild steel, zinc plated and powder coated and be suitable for top or face fixing. The material used for the vertical louvre will be creased and punched so that a Louvolite UV stabilised hanger - also with a hole - can be stitched or welded into the top of the louvre.

General applications

Vertical blinds incorporating the Slimline® Vogue headrail system provide a contemporary and extremely practical commercial installation and are available from approved manufacturers worldwide. It is a robust and reliable system that has been specified for over 25 years. The system is easily fitted and provides an extremely efficient method of light control. A large range of attractive flame retardant fabrics, and some featuring anti-glare SPC® and blackout coatings make these blinds the ideal choice for projects large or small. The fabrics are designed specifically for window blinds.

Headrail

The Slimline® Vogue aluminium headrail extrusion is made from prime aluminium and is available in white and brown powder coated, silver anodised or polished black and champagne, which makes it corrosion resistant. Brackets are zinc plated or powder coated and manufactured with a strengthening crease for increased strength and safety.

Carrier Trucks

To ensure a positive and smooth operation within the headrail, all carriers are manufactured using prime quality plastic materials. This also provides durability and protection from embrittlement and UV rays. The gears in the carrier trucks that rotate the louvres are self-aligning with limit stops. This allows louvre rotation to 185°, which ensures an efficient closure without strain on the mechanism. The spacing between the carrier trucks is controlled by high-grade stainless steel spacer links. The standard spacing is either 77mm for 89mm louvres or 115mm for 127mm louvres, although alternative spacing options are available. UV stabilised louvre hangers are manufactured using Nylon No. 6 plastic.

Operation

Operation is by either No 6 size chain or a tilt and draw wand control. Slimline® Vogue tracks are smooth running and robust. The components are made in aluminium, prime plastic or stainless steel. The design of the components minimises damage caused by operator misuse.

Maintenance

All of the Slimline® Vogue components are manufactured using aluminium, plastic or stainless steel. They do not present any corrosion problems in normal environments. The system has been designed for a smooth operation, together with a rigidity to prolong the window blind's working life. However any damage which does occur, can normally be rectified on site.

Louvres

Available as 89mm or 127mm width. All louvres are weighted and interlinked, front and back with ball and 'C' clip connectors.

- Sleek curved headrail is unobtrusive, versatile, robust and designed to last many years
- Includes quality materials such as stainless steel and aluminium, with corrosion resistant finishes
- 10 year life cycle tested
- Tracks are supplied up to 5000mm wide (16' 3") in White, Brown, Black, Aluminium or Champagne
- Tracks come with fully enclosed end caps, which house the operating cord and chain
- UV Stabilised prime plastics used to guard against ultra violet degradation
- Direct drive tilt operation for positive control when opening and closing the blinds
- Self-aligning carrier trucks have limit stops, allowing the louvre to rotate to 185°
- Spacing controlled by stainless steel spacer links for extra durability

ARCHITECTS
SPECIFIERS
CONTRACTORS

Slimline Vogue®

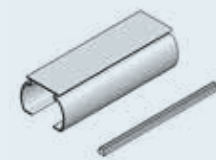


CIS/SIB 1976 reference by SIB Agency			
(76.7)	X		

Your Slimline Vogue® Distributor:

Slimline Vogue® Components

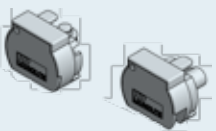
Headrail Section



Slimline Vogue® Headrail
Product specification
 100% aluminium
 Dimensions: 38.5mm (1 1/2") x 28mm (1 1/8")
 Lengths: 5m (5.5 yard) maximum
 Colour: white, brown, silver, gold or black

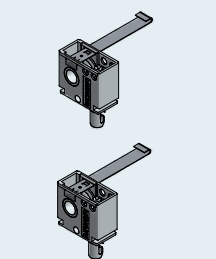
Tilt Rod
Product specification
 Aluminium

End Cap Sets



Slimline Vogue® End Caps
Product specification
 Nylon
 Dimensions: 38.5mm (1 1/2") x 27.34mm (1 1/8")
 Colour: white, brown, grey or black

Carrier Trucks



Spade Hook, self-aligning,
 89mm or 127mm
 For use with stainless steel spacer links

Spade Hook, fixed gear, 89mm or 127mm
 For use with stainless steel spacer links

Product specification
 Truck Body: nylon, link: stainless steel
 Dimensions: 24mm x 32mm x 12mm
 Colour: white, brown, grey or black

Rotation Chain



Available in nickel plated brass, stainless steel or plastic. The pitch of the operating chain is designed to provide a smooth and silent operation. Available in a variety of colours, each chain system has a variety of connector units to allow for child safe operation where required.

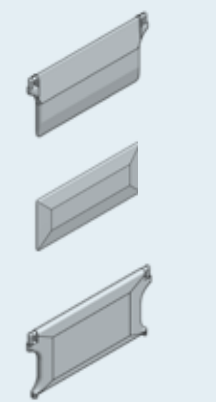
Product specification
 Acetal ball - colour: white, brown or black
 Zinc plated - colour: silver, gold or black
 Stainless steel
 Easy break chain connector for child safety

Stabalising Chain with C Clip



Product specification
 Plastic
 Sizes: 50mm, 63mm, 89mm, 127mm
 Colour: white, black or beige

Louvre Ballast Weights



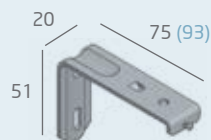
Ballast Weights, Moulded, Compact
 89mm, 127mm
Product specification
 Colour: white, beige or black

Ballast Weights, Moulded, Plain
 89mm, 127mm
Product specification
 Colour: white

Ballast Weights, Moulded, Standard
 89mm, 127mm
Product specification
 Colour: white or beige

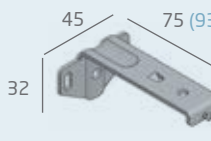
Bracket Options

2 Brackets required for blinds up to 1 metre width,
 1 further bracket required for every additional metre.



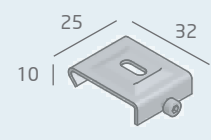
Face fix brackets, 89mm or 127mm
Product specification
 Mild steel, zinc plated and powder coated
 Colour: white, brown or silver

Dimensions: 20mm (3/4") x 51mm (2") x 75mm (3")
 for 89mm (3 1/2") louvres
 20mm (3/4") x 51mm (2") x 93mm (3 1/2") for 127mm (5") louvres



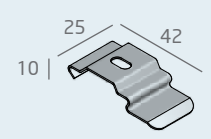
Shallow frame face fix brackets,
 89mm or 127mm
Product specification
 Mild steel, zinc plated and powder coated
 Colour: white, brown or silver

Dimensions: 45mm (1 1/2") x 32mm (1 1/4") x 75mm (3")
 for 89mm (3 1/2") louvres
 45mm (1 1/2") x 32mm (1 1/4") x 93mm (3 1/2") for 127mm (5") louvres



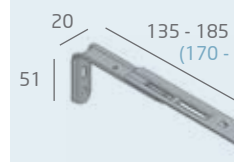
Top fix brackets, screw
Product specification
 Mild steel, zinc plated and powder coated
 Colour: white, brown or silver

Dimensions: 25mm (1") x 10mm (3/8") x 32mm (1 1/4")




Top fix brackets, spring
Product specification
 Mild steel, zinc plated and powder coated
 Colour: white, brown or silver

Dimensions: 25mm (1") x 10mm (3/8") x 42mm (1 5/8")



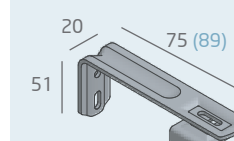
Adjustable face fix brackets,
 135mm - 185mm or 170mm - 225mm
Product specification
 Mild steel, zinc plated and powder coated
 Colour: white, brown or silver

Dimensions: short arm 20mm (3/4") x 51mm (2") x 135 - 185mm (5 1/8" x 7 1/4")
 long arm 20mm (3/4") x 51mm (2") x 170 - 225mm (6 3/4" x 8 7/8")



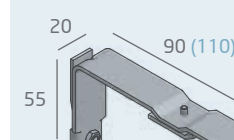
Extension Top fix brackets
Product specification
 Mild steel, zinc plated and powder coated
 Colour: white, brown or silver

Dimensions: short arm 20mm (3/4") x 130mm (5 1/8")
 long arm 20mm (3/4") x 165mm (6 1/2")



Side fix brackets, 89mm or 127mm
Product specification
 Mild steel, zinc plated and powder coated
 Colour: white, brown or silver


Dimensions: 20mm (3/4") x 51mm (2") x 75mm (3")
 for 89mm (3 1/2") louvres
 20mm (3/4") x 51mm (2") x 89mm (3 1/2") for 127mm (5") louvres



Pelmet brackets, 89mm or 127mm
Product specification
 Colour: silver

Dimensions: 55mm (2 1/8") x 20mm (3/4") x 90mm (3 1/2")
 for 89mm (3 1/2") louvres
 55mm (2 1/8") x 20mm (3/4") x 110mm (4 2/8") for 127mm (5") louvres

Slimline Vogue® Monocommand®



Alternative wand control -
 Child Safety Product
Product specification
 Colour: white, grey, brown or black

Slimline Vogue® Monocommand® wand



Available in lengths:
 800mm, 1200mm or 2000mm
Product specification
 Colour: white or black

Cord Weights



Available in Standard 80g, Teardrop 76g
Product specification
 Colour: white or light grey

Cord Ties



Double Cord & Chain Tidy
Product specification
 Colour: white, brown or black

Louvre Inserts

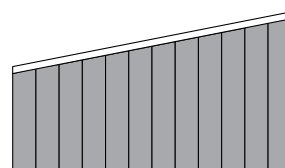


Single Slotted Hole, Plastic
 50mm, 63mm, 89mm, 127mm: White
 89mm, 127mm: Black

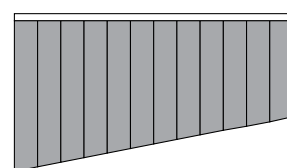


Double Slotted Hole, Plastic
 89mm, 127mm
Product specification
 Colour: white

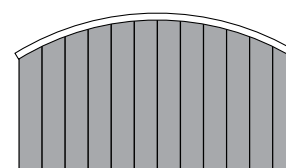
Shaped Blind Options



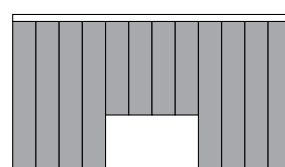
Angled Top



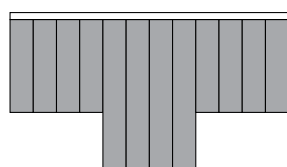
Angled Bottom



Curved Bottom



Shaped

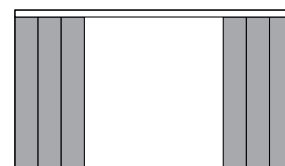


Stepped Bottom Edge

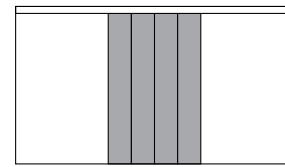
Bunching Options and Stacking Distances



One Way Bunch



Split Bunch



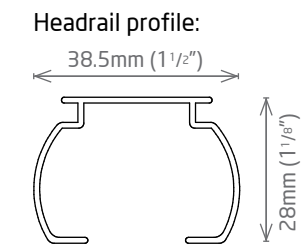
Centre Bunch

Bunching	89mm (3 1/2") Louvres	127mm (5") Louvres
One Way	225mm (8 3/4") for 1st metre (3'3") width of blind. 175mm (7") for each additional metre	190mm (7 1/2") for 1st metre (3'3") width of blind. 115mm (4 1/2") for each additional metre
Split	225mm (8 3/4") for 1st metre (3'3") width of blind. 175mm (7") for each additional metre	135mm (5 1/2") for 1st metre (3'3") width of blind. 55mm (2 1/4") for each additional metre
Centre	165mm (6 1/2") for 1st metre (3'3") width of blind. 165mm (6 1/2") for each additional metre	115mm (4 1/2") for 1st metre (3'3") width of blind. 115mm (4 1/2") for each additional metre

Slimline Vogue® System

Exploded diagram:

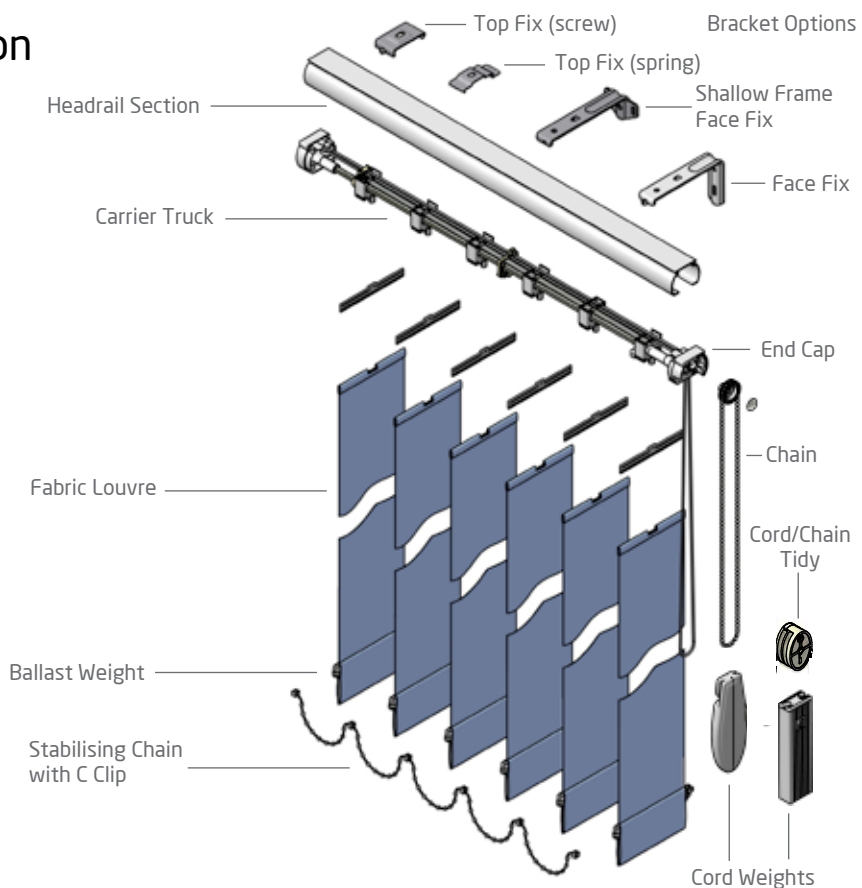
With Cord & Chain Operation



Headrail profile:

38.5mm (1 1/2")

28mm (1 1/8")



With Monocommand Wand Operation

